



Summary Feedback

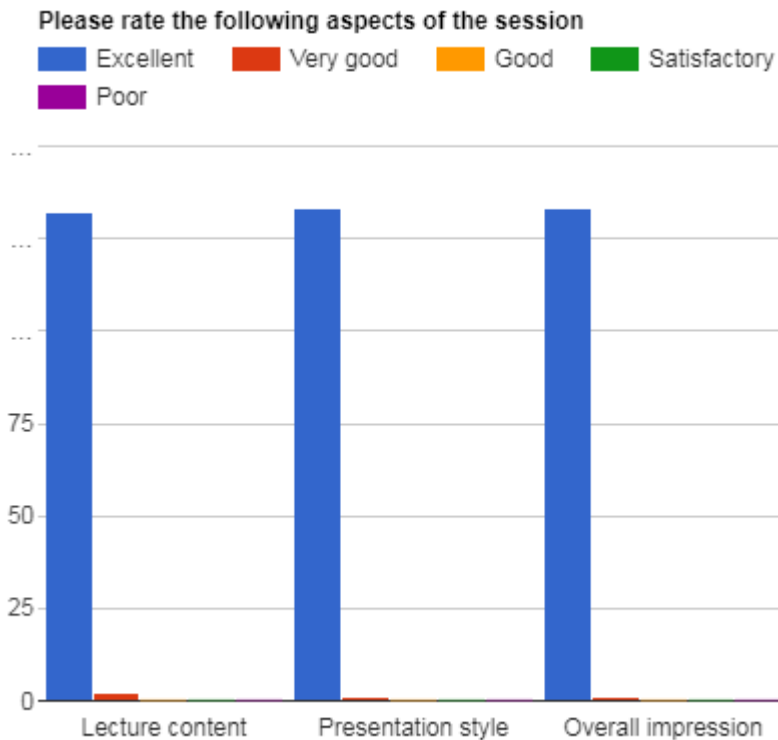
ST1 – ST4 Teaching Programme 2023

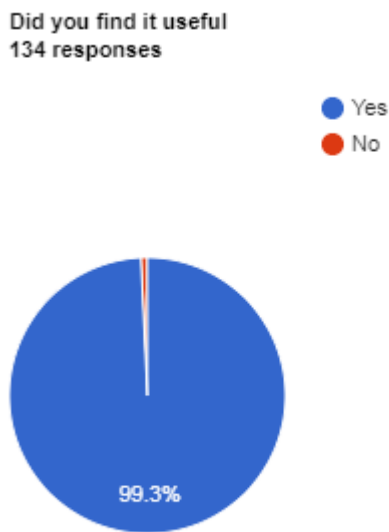
DKT FRCR 2B Viva (Session 9) - Gynae (16th March 2023)

Delivered By:
(Anjali Sujith)

Summary Points:

- ST1-ST4 teaching programme 2023 – Viva Session 9: 2 hours teaching time
- Total Attendees: 364 from 38 Countries (Algeria, Australia, Bahrain, Bangladesh, Botswana, Canada, China, Dominica, Egypt, Ghana, India, Indonesia, Iraq, Ireland, Jordan, Kenya, Kuwait, Malaysia, Mauritius, Myanmar, Namibia, Nepal, Nigeria, Oman, Pakistan, Poland, Qatar, Saudi Arabia, South Africa, Sri Lanka, Sudan, Swaziland, Türkiye, UAE, UK, Yemen, Zambia, Zimbabwe).
- Total feedback received from 134 participants





Testimonials

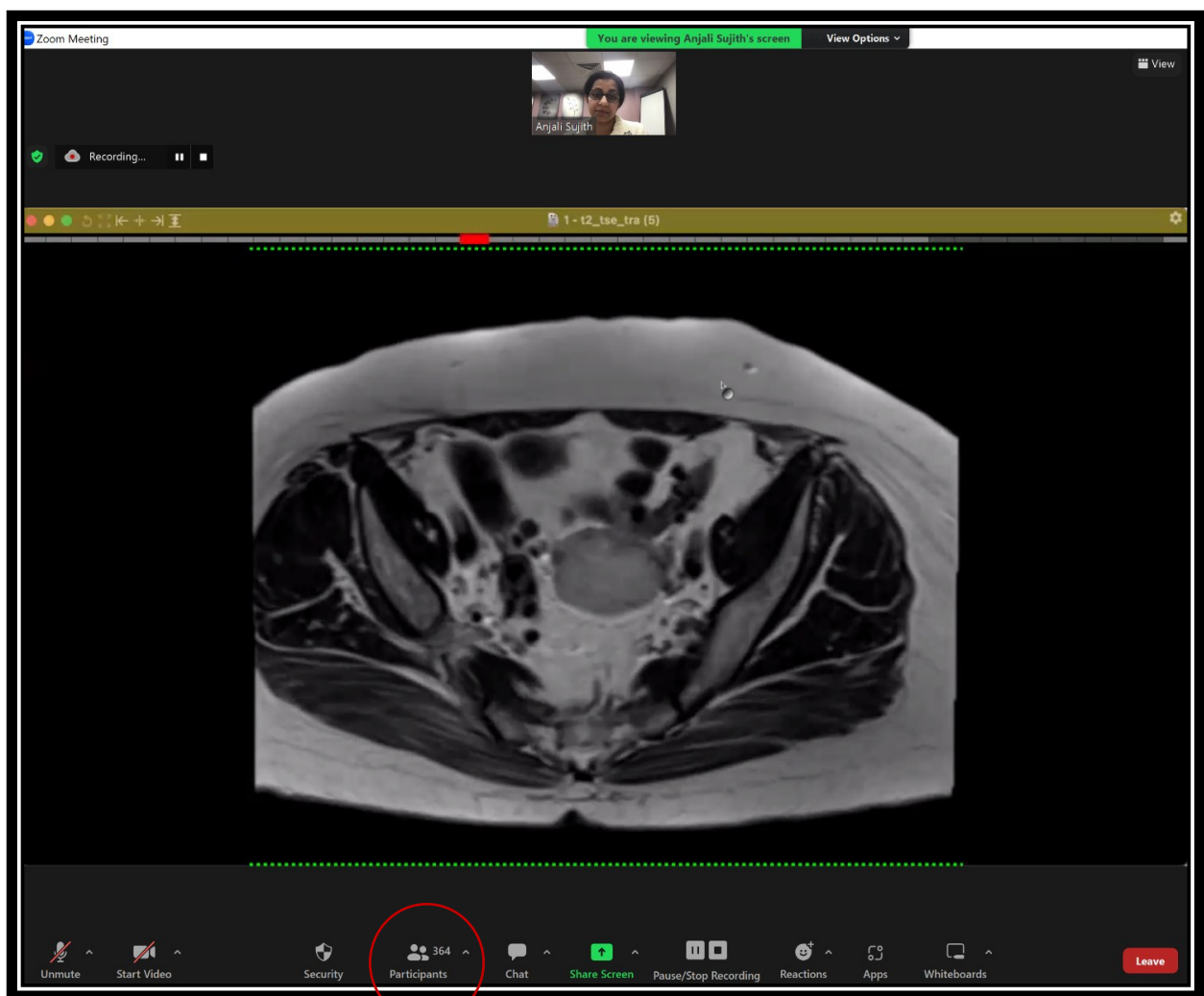
- Suitable for FRCR level, really clear and combined with slides and teaching cases worked really nicely we really appreciate it, I work at a regional cancer centre (Leeds) and we never ever have had this teaching so thank you (UK).
- Beautiful cases, covering whole spectrum of gynae pathology from malignancy to infective/inflammatory and acute torsion. Brilliant teaching by Dr Sujith as ever. Dr Sujith is so kind and softly spoken, and gives great feedback. Her teaching top tips were very useful and high yield and made it beneficial for everyone in attendance (UK).
- Excellent, please bring Dr Sujith back for more gynae and mixed mock viva sessions. She is a very kind, non-intimidating examiner and a fantastic teacher (UK).
- Dr. Anjali is a great teacher. She has a cool, calm way of teaching at a relaxed pace, making it easier to learn and retain information. I'm glad I attended her session (Saudi Arabia).
- "Good cases with clear explanations of key points, more of the same i.e. this session was really good and very informative. Extremely useful and memorable session. Thank you!" (UK).
- Amazing Gynecology cases shown on multiple imaging modalities with great teaching points shared by Dr. Anjali (Saudi Arabia).
- Amazing and interesting teaching. Every single point discussed was clear and important (UK).
- Such a calm clear teaching style. Excellent diagrams. Very well explained.
- Really good teacher (UK).
- "Excellent. Dr. Anjali is an excellent teacher " (Oman).
- Excellent session by Ma'am (India).
- Excellent session. I would love to learn more from Dr Sujith (UK).
- Superb (India).
- All are amazing (Oman).
- Very impressive (Nigeria).
- That was a great session just pitched at the right level (UK).
- Interactive and good cases (Canada).
- All content is useful (UK).

DKT FRCR 2B Viva (Session 9) - Gynae

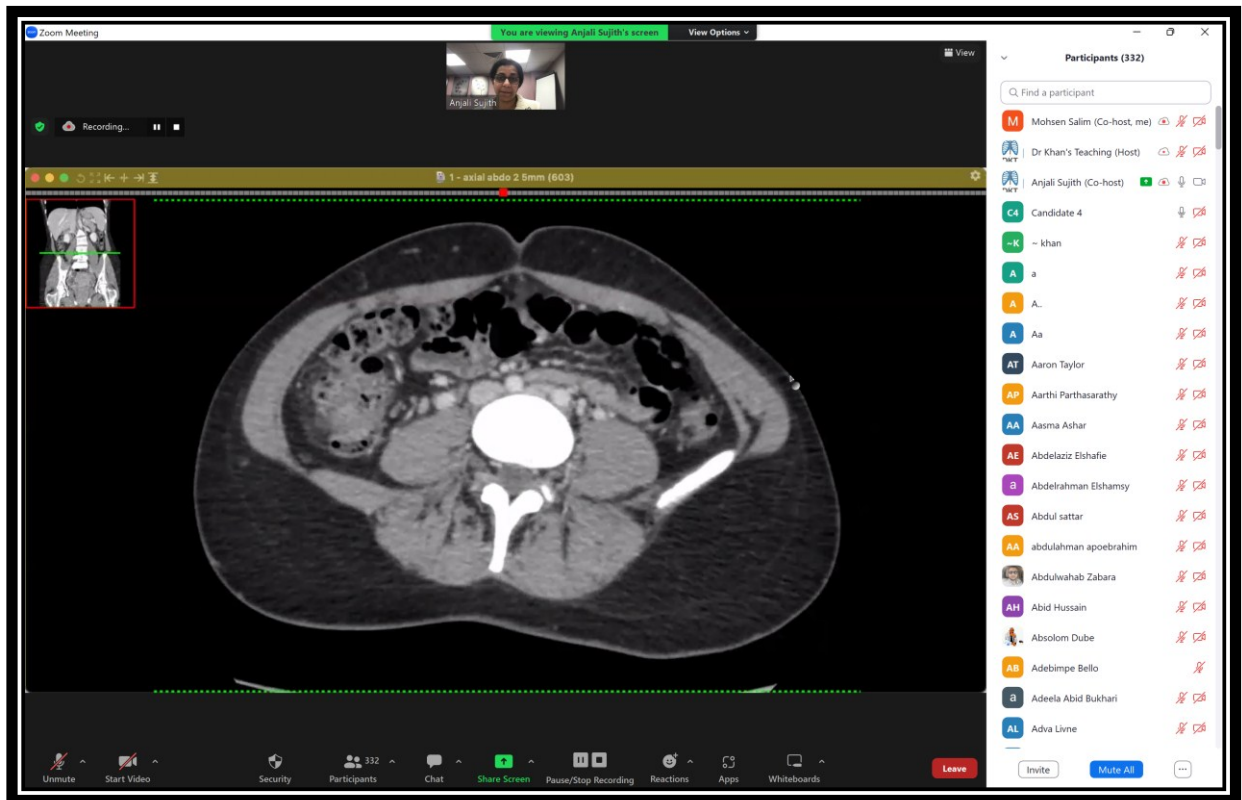
- Such a wonderful teaching session with Dr. Anjali (Iraq).
- Excellent cases (South Africa).
- Interesting complex cases (Saudi Arabia).
- Very good explanation for the each cases (Sri Lanka).
- Good coverage of gynecology cases (UK).
- Well explained (Mauritius).
- Very good cases, especially endometriosis (Sri Lanka)
- Variety of cases was great (Saudi Arabia).
- Good teaching (Pakistan).
- Quality of cases and teaching points was amazing.
- "Dr Anjali was thorough, also her pace was very good" (Pakistan).
- Excellent (Egypt).
- The systematic, beautiful analysis was the best part (Algeria).
- All cases and teaching slides were great (Pakistan).
- Excellent teaching (Türkiye).
- The content was wonderful (Australia).
- Wonderful revision.
- Great (Pakistan).
- Amazing cases and teaching slides. Thank you! (UK).
- All cases were amazing.
- Very useful (Egypt).
- Excellent teaching style and wonderful cases (Saudi Arabia).
- Good explanation (Kenya).
- All kinds of gynecological cases were covered (Pakistan).
- Her way of teaching was amazing (Kuwait).
- The arrangement of the session was very good. Reviewing slides after each case is amazing and extremely informative (Saudi Arabia).
- Excellent teaching after case discussion (Saudi Arabia).
- Teaching points by Dr. Anjali (Pakistan).
- Excellent learning about different lesions and their signal intensities (UK).
- All cases were amazing (Oman).
- A variety of cases was discussed. Soon after each presentation, a teaching slide was added which helped for better understanding (Sri Lanka).
- Every aspect, lecture and image put together was great(Canada).
- Improved my confidence in gynae imaging (UK).
- Very interesting and academically important cases (Pakistan).
- The gentle teaching method was great (Nigeria).
- Very nice cases (UAE).
- Very good session (Türkiye).
- Brilliant (UAE).
- Amazing session (Pakistan).
- Impressive.
- Interesting cases (UK).
- Excellent session, very happy (Bahrain).
- Excellent teacher.
- Impressive interesting cases (Algeria).
- Awesome (Türkiye).

DKT FRCR 2B Viva (Session 9) - Gynae

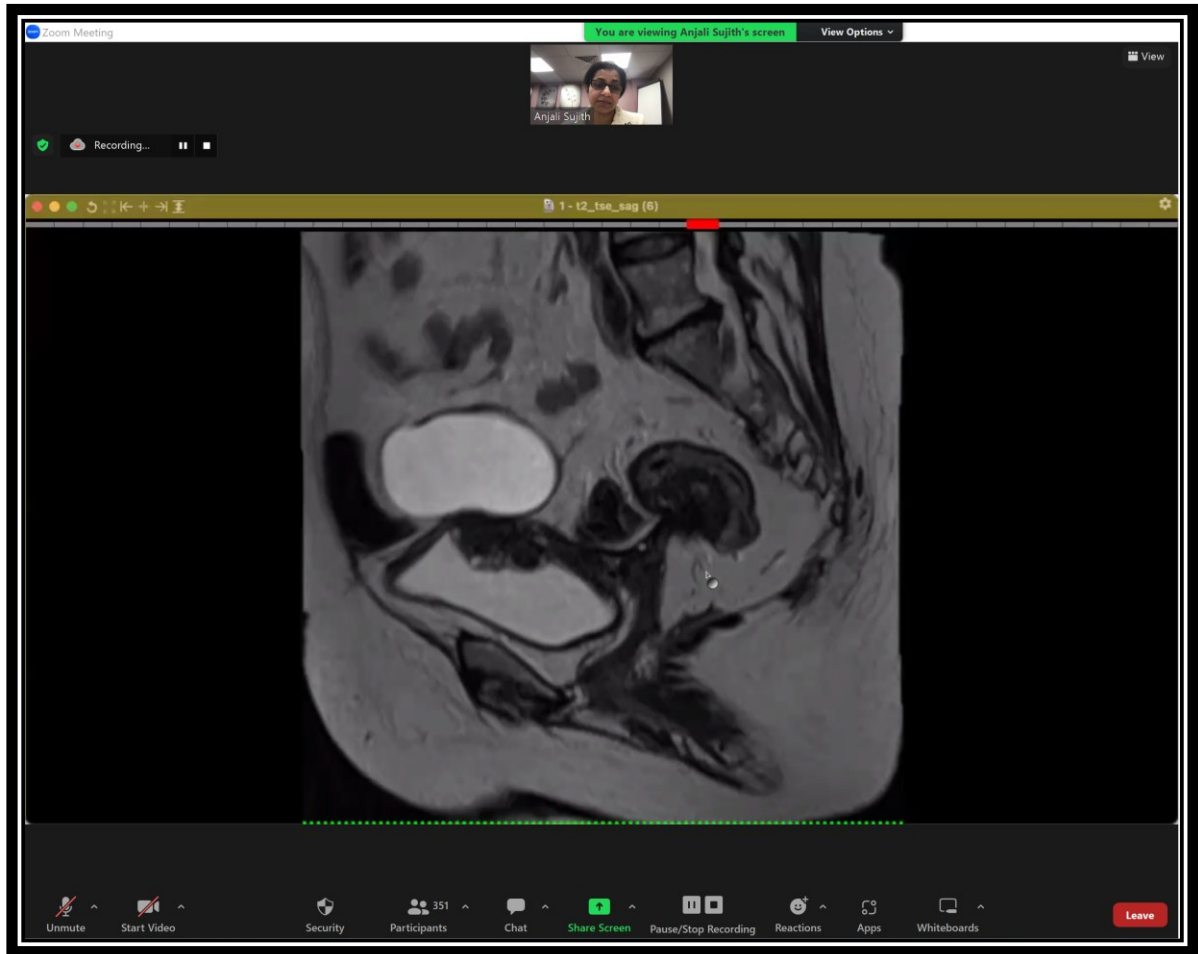
- Outstanding (Saudi Arabia).
- Very educative (UK).
- Must attend (India).
- Nice (Sudan).
- Brilliant session (South Africa).
- Excellent presentation (Kenya).
- Amazing lecture (Saudi Arabia).
- Amazing Dr thanks very much (Saudi Arabia).
- Great presentation with good mix of cases and learning point slides (UK).
- Wonderful (Pakistan).
- Very useful and informative (Saudi Arabia).
- Stupendous, very good (Bulgaria).
- Brilliant case discussion (Sri Lanka).
- Great as usual (Kuwait).
- Excellent course (Canada).
- Great session, thank you! (UK).
- Excellent cases (Kenya).
- Very informative session (Yemen).



DKT FRCR 2B Viva (Session 9) - Gynae



DKT FRCR 2B Viva (Session 9) - Gynae



=====XX=====XX=====